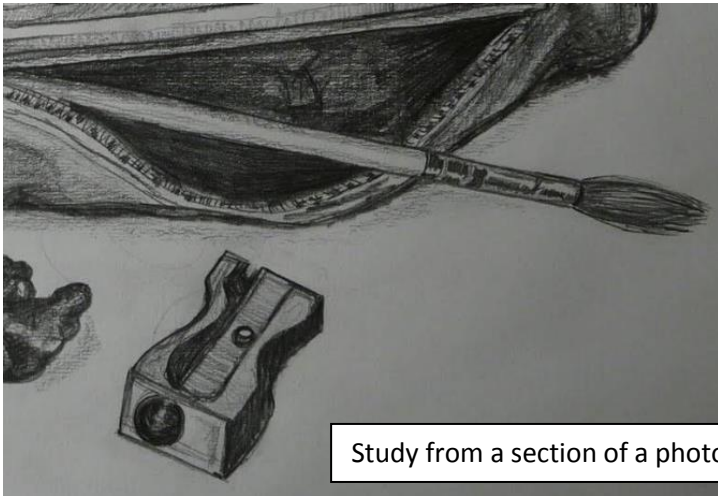


Catch up at home on any of the work in red. [Hyperlinks to video tutorials and websites are in blue](#)


# 'BELONGINGS' Yr 10 - Timeline

Assessment Objective	You must produce	Stretch and Challenge	Comments
<b>A03</b> Research Drawings	<ul style="list-style-type: none"> <li>Take at least 6 well thought out photos of yours or someone else's belongings. [ ]</li> <li>Create 2 detailed tonal drawings from your photographs. whole [ ] section [ ]</li> <li>Produce a detailed biro study from one of your photographs. [ ]</li> <li>Create a large charcoal still life study [ ]</li> <li>Create a Pinterest/Google ideas board/visual mind map on the theme 'Belongings' [ ]</li> </ul>	2 <sup>nd</sup> tonal drawing in coloured biro [ ]	If your photos are still at school – take more at home and draw from those!
<b>A03 Deadline</b>	<b>25<sup>th</sup> October</b>		
<b>A01</b> Artist Research	<ul style="list-style-type: none"> <li>3 artist research pages with info and images about the artists' style, ideas, way of working. (Andrea Joseph / Michael Craig Martin / Jim Dine) [ ] [ ] [ ]</li> <li>3 pieces of work based on the artists style (Acrylic painting / Biro study/ charcoal) [ ] [ ] [ ]</li> <li>A statement about how your work / ideas have been inspired by the artist. [ ]</li> <li>Joseph Cornell project</li> </ul>	4 <sup>th</sup> artist page on you own chosen artist [ ]	You won't be able to create a whole artist page but you can copy the artist's work and find information about the artist
<b>A01 Deadline</b>	<b>11<sup>th</sup> October</b>		
<b>A02</b> Experimenting	<ul style="list-style-type: none"> <li>Acrylic Painting [ ]</li> <li>Oil pastel study (section) [ ]</li> <li>Monoprint [ ]</li> <li>Acrylic study – tints and shades</li> <li>Extension - With the following videos – use your own photos as reference</li> <li>Experimenting with line (<a href="#">oak academy video link</a>)</li> <li>Experimenting with line and wash (<a href="#">oak academy video link</a>)</li> <li>Experimenting with sculptural collage (<a href="#">oak academy video link</a>)</li> </ul>	Independent exploration [ ]  Experiment with household materials (paint with coffee, food colouring etc) [ ]	Simply add a very small amount of water to coffee granules to make a dark brown shade, add more water to lighten
<b>A02 Deadline</b>	<b>1<sup>st</sup> November</b>		
<b>A04</b> Final Piece	Mixed Media Piece [ ] <u>influenced by your prior work.</u>	Note – must link to one or more artists!	

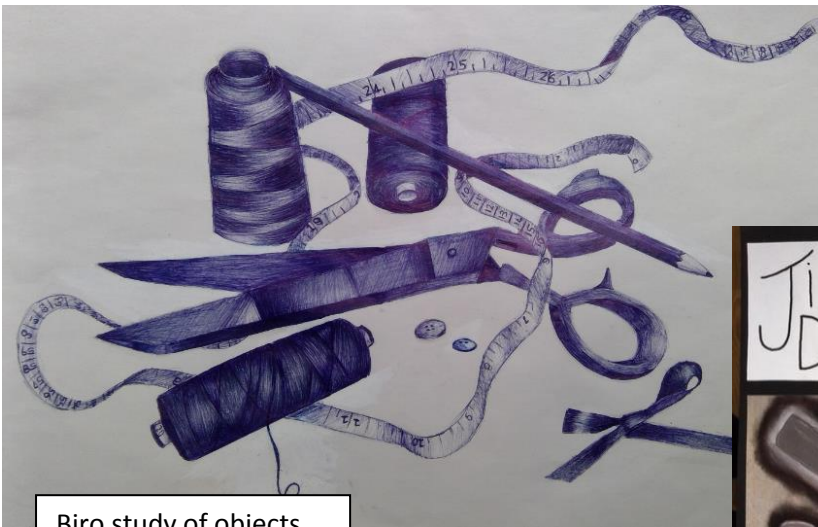
# WAGOLLS OF VARIOUS TASKS:



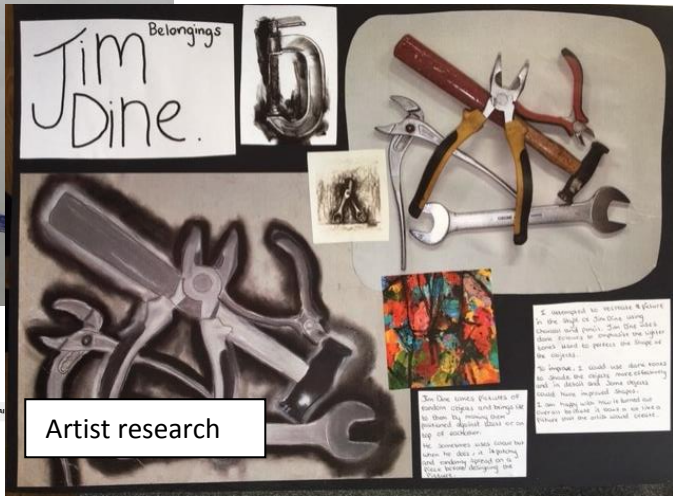
Study from a section of a photo



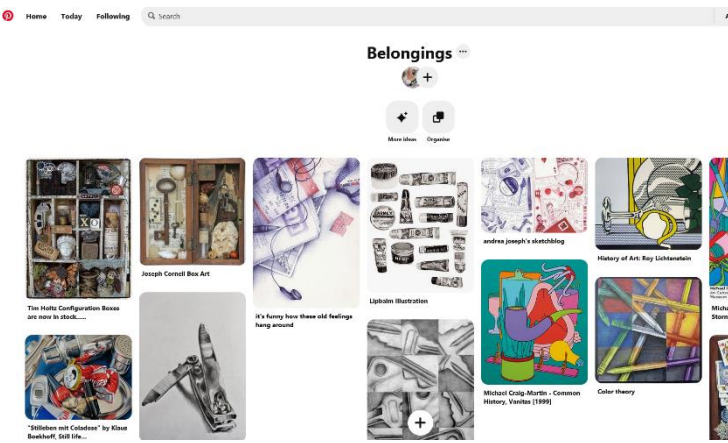
Study of a whole photo




Biro study of objects



Artist research



Pinterest screenshot on the theme of belongings



Painting made with coffee granules