



Blended Learning
Module 5 Ich liebe Wien


Startpunkt: Linguascope
beginner: Transport, snacks, body
and illness (revision)



Einheit 1: Wir fahren nach
Wien
Linguascope intermediate: am
Bahnhof & Reisen
Oak Academy [lessons 1,2 & 3](#)
Bitesize Speaking and Reading,




Einheit 2: Wo übernachten wir?
Linguascope Intermediate: im Hotel
& Touristeninformation
Oak Academy [lessons 4,5 & 6](#)




Year 11
Autumn
Term 1


Einheit 3: Wie komme ich zur Oper?
Linguascope Intermediate: in der
Stadt
Oak Academy [lessons 4,5 & 6](#)




Einheit 4: Ein Wiener Schnitzel, bitte!
Linguascope Intermediate: Im Restaurant
Oak Academy [lessons 5 & 6](#)
Bitesize: wenn + word order




Einheit 5: Einkaufen in der Kärtner Straße
Linguascope Intermediate: Beim Einkaufen
Oak Academy [lessons 7,8 & 9](#)
Bitesize: Nominative and Accusative
adjectival endings



Einheit 6: Probleme in Prater
Linguascope Intermediate:
Beim Arzt, im Fundbüro
Bitesize: sit + the Present tense
Oak Academy [lessons 10 & 11](#)



Wiederholung: Oak lessons 19 & 20 Guided Writing
(Check availability- under construction)
Bitesize: Writing



Click [here](#) for
ActiveLearn
login

Click [here](#) for
Linguascope login

Click [here](#) for BBC
Bitesize GCSE
German
homepage

Click [here](#) for
additional grammar
exercises from
languagesonline.com

Blended Learning
Module 6 im Urlaub und
zu Hause

Startpunkt: Linguascope beginner:
Countries, nationalities & weather
(revision)



Einheit 1: Dein Urlaubsstil
Linguascope intermediate: die
Ferien
Oak Academy [lessons 7,8 & 9](#)



Einheit 2: Wie war der Urlaub?
Linguascope Intermediate: die Ferien
Oak Academy [lessons 13,14 & 15](#)



Year 11
Autumn
Term 2

Einheit 5: Meine Stadt: Vor- und Nachteile
Linguascope Intermediate: Wo ich wohne
Oak Academy [lessons 15 & 16](#)
Bitesize: Nominative and Accusative
adjectival endings



Einheit 4: Willkommen auf Sylt
Linguascope Intermediate: Wo ich wohne
[Oak Academy lessons 1,2 & 3](#)



Einheit 3: Urlaubspläne
Linguascope Intermediate: die
Ferien, touristeninformation
Oak Academy [lessons 16, 17 & 18](#)
Bitesize: Infinitive Constructions



Wiederholung: Revision
Bitesize: the Conditional tense
Oak Academy [lessons 17 & 18](#)



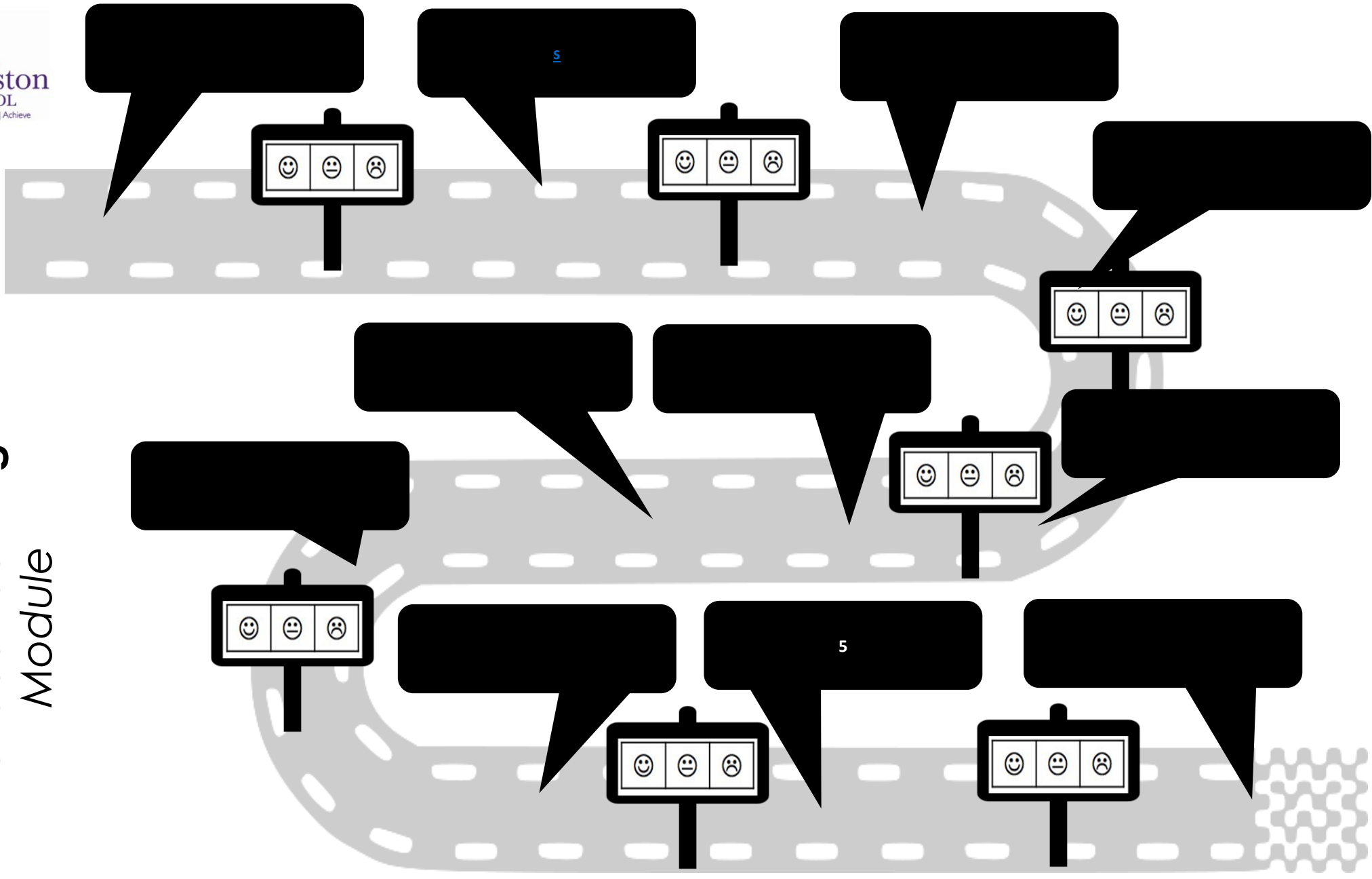
Click [here](#) for
ActiveLearn
login

Click [here](#) for
Linguascope login

Click [here](#) for BBC
Bitesize GCSE
German
homepage

Click [here](#) for
additional grammar
exercises from
languagesonline.com

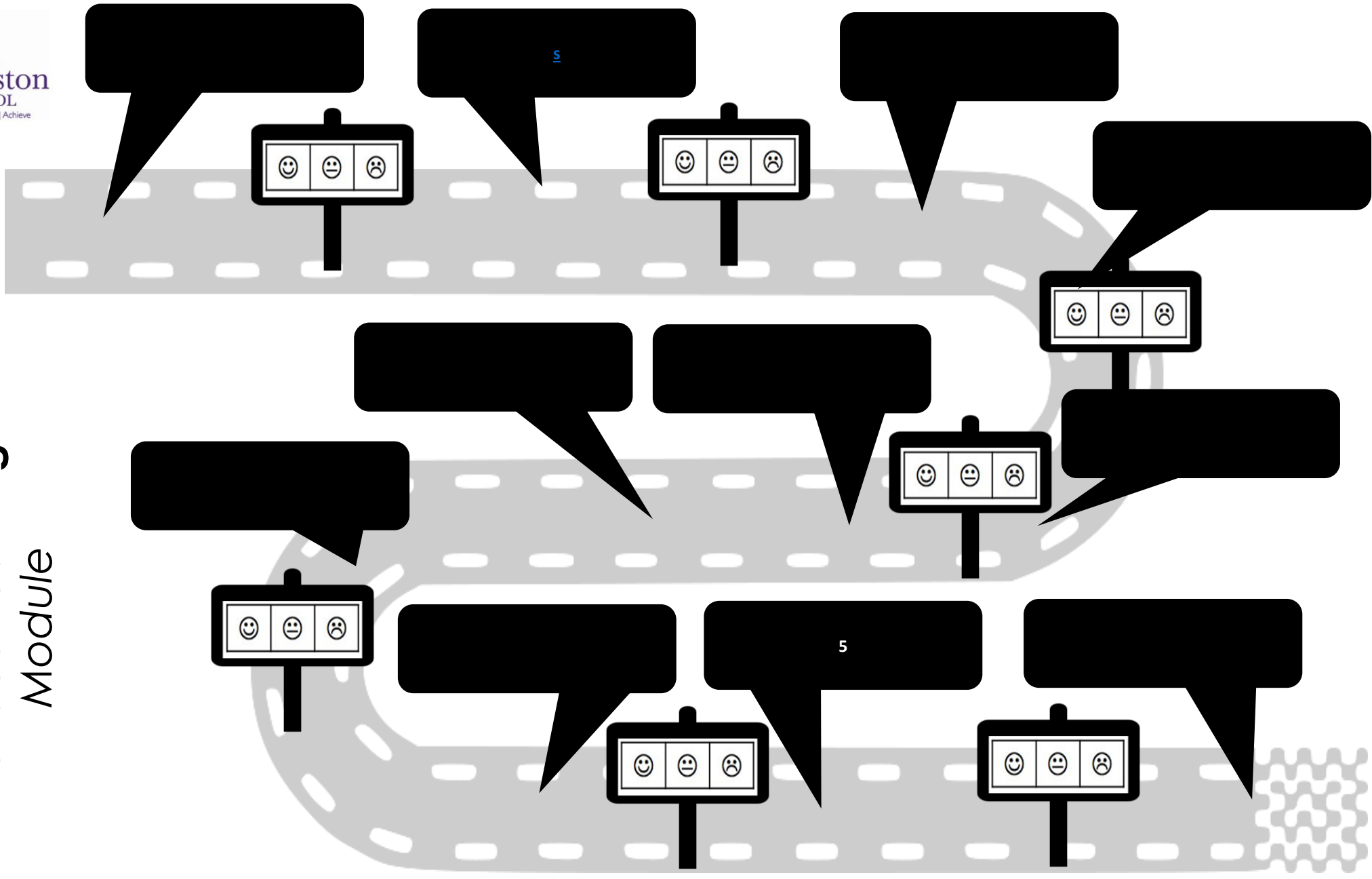
Blended Learning
Module



The graphic depicts a road with dashed white lines. Along the road, there are several black speech bubbles and feedback icons. The feedback icons consist of three boxes: a smiley face, a neutral face, and a frowny face. One speech bubble contains the number '5'. The road is set against a background of a large, faint circular graphic.

Year

Blended Learning
Module



The graphic depicts a road with dashed white lines. Along the road, there are several black speech bubbles and feedback icons. The feedback icons consist of three boxes: a smiley face, a neutral face, and a frowny face. One speech bubble contains the number '5'. The road is set against a background of a large, faint circular graphic.

Year